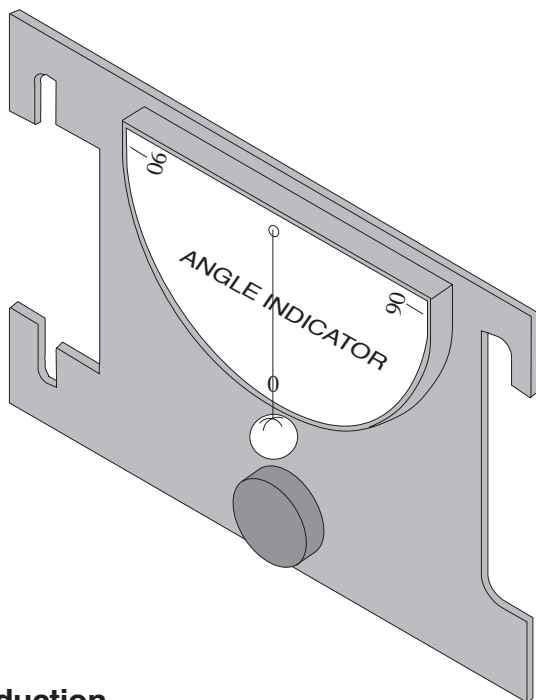


**Instruction Sheet
for the PASCO
Model ME-9495**

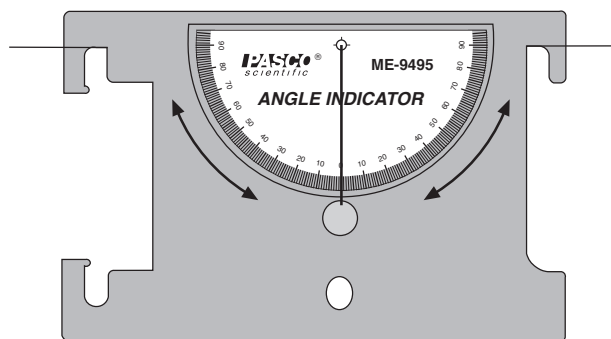
ANGLE INDICATOR



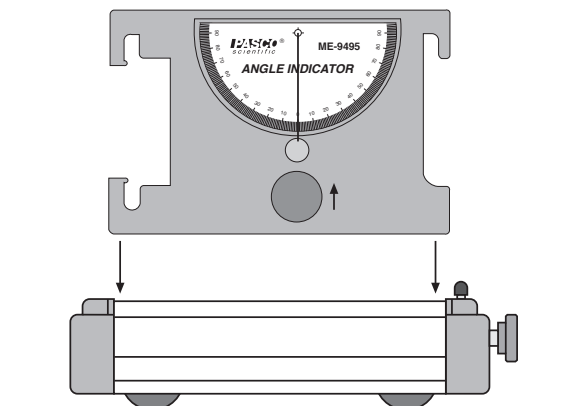
Introduction

The PASCO ME-9495 Angle Indicator is an accessory used for measuring angles from 0° to 90° in two directions. There are four different methods of using the Angle Indicator:

- hand-held, by tying a string to each side of the device.

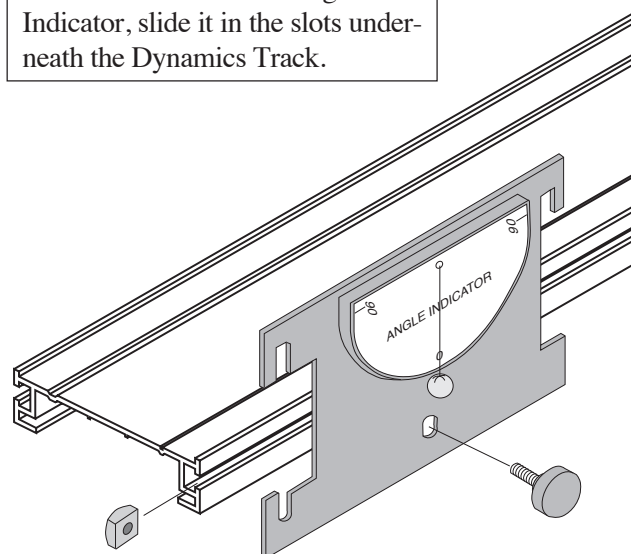


- attached to a PASCO Dynamics Cart, by sliding the device into the slots on the top of the cart. It is necessary to adjust the thumbscrew and square nut as far up as possible on the Angle Indicator.



- attached to the side of a PASCO Dynamics Track.

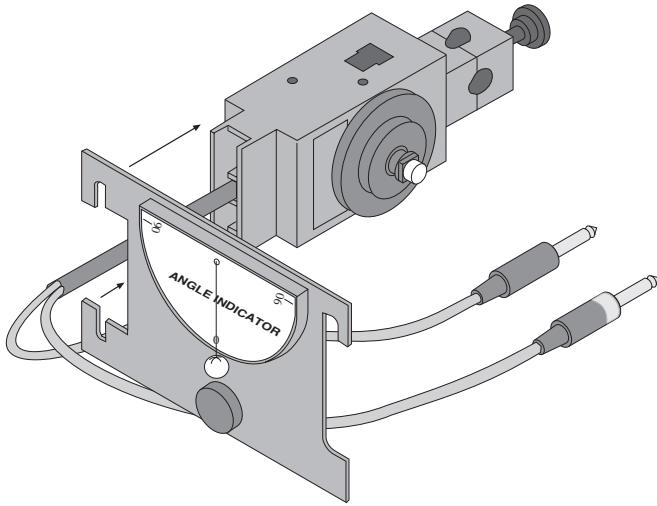
► **NOTE:** To store the Angle Indicator, slide it in the slots underneath the Dynamics Track.



© 1996 PASCO scientific

This instruction sheet written/edited by:

- slipped over the platform on the PASCO CI-6538 Rotary Motion Sensor.



Limited Warranty

PASCO scientific warrants this product to be free from defects in materials and workmanship for a period of one year from the date of shipment to the customer. PASCO will repair or replace, at its option, any part of the product which is deemed to be defective in material or workmanship. This warranty does not cover damage to the product caused by abuse or improper use. Determination of whether a product failure is the result of a manufacturing defect or improper use by the customer shall be made solely by PASCO scientific. Responsibility for the return of equipment for warranty repair belongs to the customer. Equipment must be properly packed to prevent damage and shipped postage or freight prepaid. (Damage caused by improper packing of the equipment for return shipment will not be covered by the warranty.) Shipping costs for returning the equipment, after repair, will be paid by PASCO scientific.