

zu beziehen bei
sold by
www.conatex.com



LCD-Stopwatches STRATOS

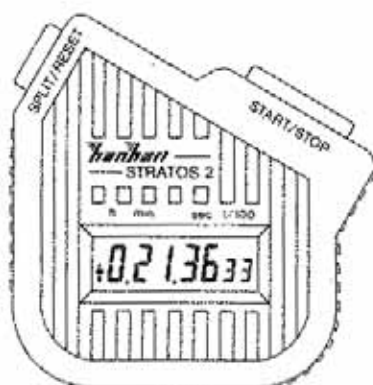
- Measuring range: 9 h, 59 min., 59 sec., 99/100 sec.
- Time unit: 1/100 sec.
- Temperature range: - 10° C up to + 55° C
- Battery: 1 button cell 1,55 V, Type 389
- Replacement of battery: turn the round screw-plate on the rearside, change battery. Positive element (+) on top. Replace the screw-plate by turning in the opposite direction of the arrow.
- Battery servicing: about 1 year with a good quality battery.




zu beziehen bei
sold by
www.conatex.com



STRATOS 1 + STRATOS 2








- Reset:** press button *Reset*
(*Split / Reset*)
- Start / Stop**
- Start: press button *Start / Stop*
- Stop: press button *Start / Stop*
- Reset: press button *Reset (Split / Reset)*
- Addition**
- Start: press button *Start / Stop*
- Stop: press button *Start / Stop*
The time recording is interrupted,
symbol  is displayed.
Repeat as often as required.
- Reset: press button *Reset*
(*Split / Reset*)

zu beziehen bei
sold by
www.conatex.com



STRATOS 2

- Split:** intermediate times
- Start:** press button *Start / Stop*
- intermediate time I:** press button *Split / Reset*
intermediate time I is displayed. Time keeps on counting internally. This is confirmed by displayed symbol 
Press again button *Split / Reset*
Running time is displayed.
- intermediate time II:** press button *Split / Reset*
can be repeated as often as required.
- Stop:** press button *Start / Stop*
The displayed symbol  means that time is stopped.
- Reset:** press button *Split / Reset*
- 1-2 finish:** measuring 2 short successive times.
- Start:** press button *Start / Stop*
- Time I:** press button *Split / Reset*
- Time II:** press button *Start / Stop*
- reading:** time I is immediately displayed:
(symbol  )
time II = press button *Split / Reset*,
symbol 
- Reset:** press button *Split / Reset*